



Payment Process through USSD Menu Natun Kuri Nursery School, Mymensingh:

Screen 1:

- 1. Bills Pay
- 2. Send Money
- 3. Top Up/Telco Service
- 4. Bank A/C
- 5. My Acc
- 6. Remittance
- 7. Cash Out
- 8. Marchant Pay
- 9. Toll Card
- 0. Logout

Select 1 for Bills pay.

Screen 2:

- 1. Self
- 2. Other

Select 1 for Own Payment
Select 2 for Payment of Someone else.

Screen 3:

Enter Mobile Number:

Enter Mobile Number if you select option 2 on last screen.

Screen 4:

- 1. DESCO
- 2. BTCL
- 3. DPDC
- 4. Dhaka WASA
- 5. Palli Bidyut
- 0. Other

Select "0" for (Natun Kuri Nursery School, Mymensingh).

Screen 5:

Enter Biller ID

2966

4 digit (Natun Kuri Nursery School, Mymensingh) Digit Biller ID Issued By Rocket.

Successful Sms:

Tk.00.00 paid to "Natun Kuri Nursery School, Mymensingh" ID: ****, Bill No: *****, Txn ID: 1549973789, Date: 12-Feb 20 02:22:21 pm.

SMS from 16216 for Successful Payment. Request to keep SMS for future reference.

Screen 9:

Enter Pin Number

Enter your 4 digit Pin number to confirm

Screen 8:

Enter Amount

Enter Amount fixed by Natun Kuri Nursery School, Mymensingh.


Screen 6:

Enter Student ID

Type Bill No of Natun Kuri Nursery School, Mymensingh.

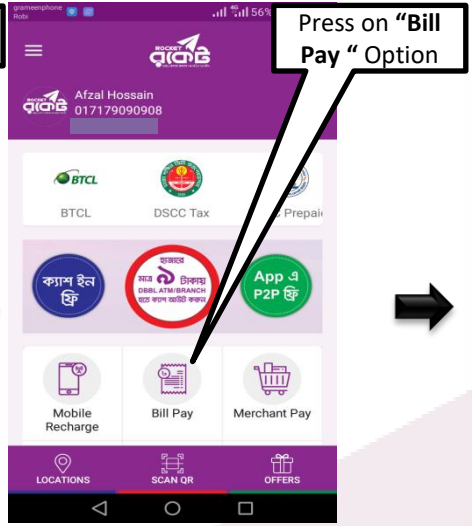


Payment Process through Rocket Apps Natun Kuri Nursery School, Mymensingh:



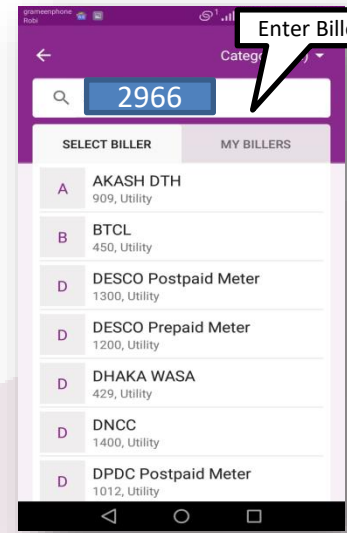
Enter 4 Digit PIN

Step -1



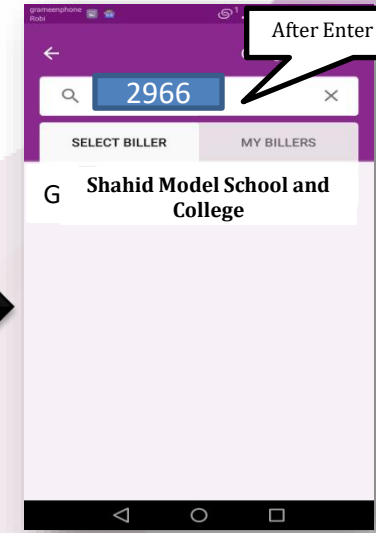
Press on "Bill Pay" Option

Step -2



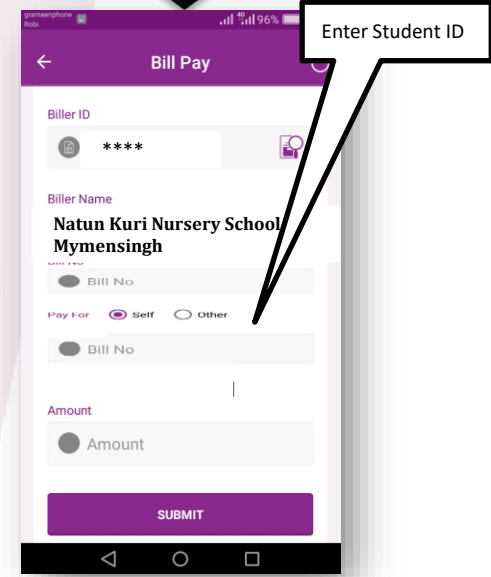
Enter Biller ID

Step -3



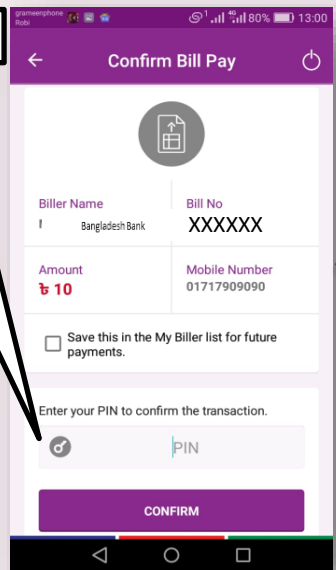
After Enter "Biller ID"

Step -4



Enter Student ID

Step -5



Enter PIN & Press CONFIRM Button to complete the process

Step -6